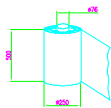
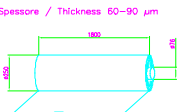


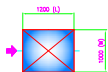
BOBINA FILM / FILM SPOOL
Spessore / Thickness 23-30 µm



BOBINA TOP / TOP SPOOL
Spessore / Thickness 60-90 µm



LATO AVANZAMENTO
PALLET FRONT LEADING



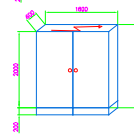
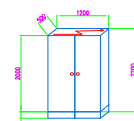
DIMENSIONI PALLET / PALLET DIMENSIONS

PALLET (LxW) 1200 X 1000 mm
PRODUCT (LxW) 1200 X 1000 mm
ALTEZZA MAX / HEIGHT MAX. (H) 2100 mm
ALTEZZA MIN / HEIGHT MIN. (H) 1000 mm

CARATTERISTICHE TECNICHE / MAIN FEATURES

POTENZA INSTALLATA / INSTALLED POWER 45 KW
TENSIONE ALIMENTAZIONE / POWER SUPPLY 400 V 50 Hz 3F+N+T
CONSUMO ARIA / AIR CONSUMPTION 600 NI/min
PRESSIONE ESERCIZIO / COMPRESSED AIR RATED PRESSURE 6 Bar

DIMENSIONI QUADRO ELETTRICO
CONTROL CABINET DIMENSIONS



N.	DESCRIZIONE MODIFICA / MODIFY DESCRIPTION	DATA - DATE	FIRMA / SIGNATURE
1			
2			
3			
DATA / DATE	11/04/2018	DISEGNATORE / DESIGNER	M.T.
		APPROVATO / APPROVED	A.P.
MACCHINA / MACHINE		OMEGA DOUBLE TOP INSIDE + CORNER DEVICE + CONVEYORS	
CLIENTE / CUSTOMER			

ATLANTA
PACKAGING TECHNOLOGY AND MACHINERY

CODICE DISEGNO / DRAWING NUMBER